



THE DOME COMPANY

7m

DESCRIPTION

7m Diameter Dome

FOOTPRINT AREA

38.5m²

STANDING AREA

38.5m²

VOLUME

90m³

CAPACITY

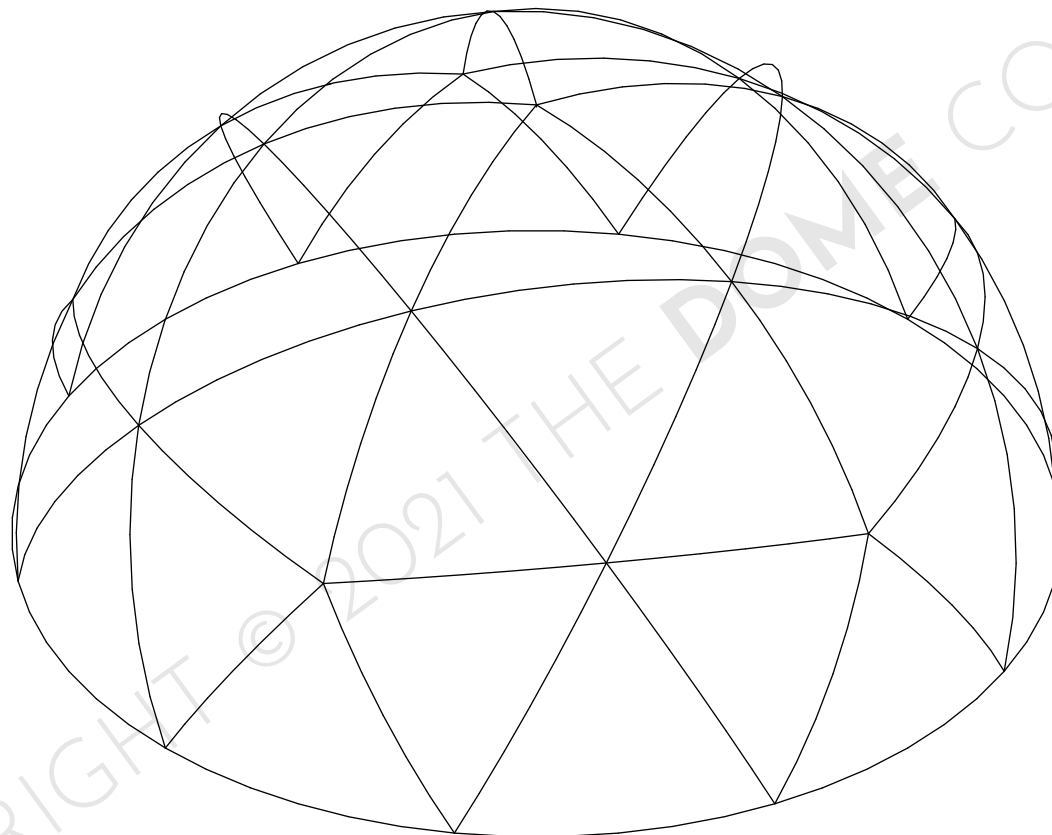
50 @2 ppl per Sq. m

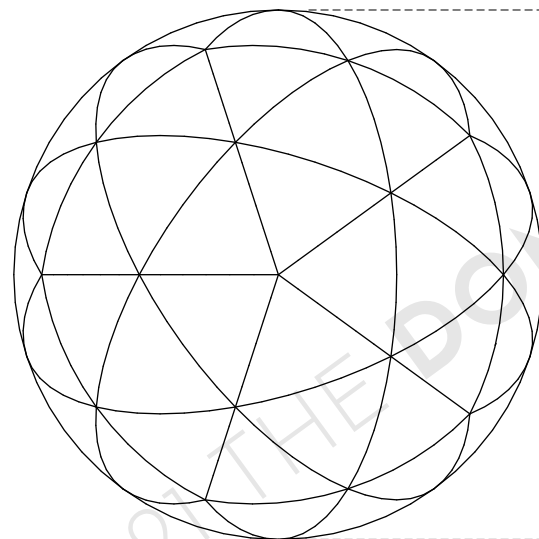
LOADING

20 Kg per node

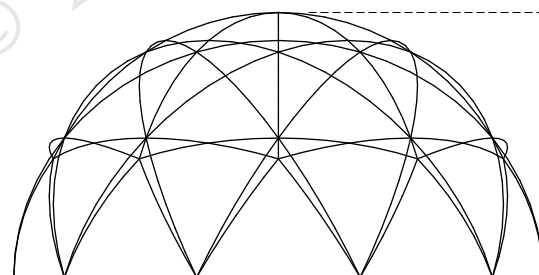
THE DOME COMPANY

Unit 4 Station Yard
Station Road
Halesworth
Suffolk IP19 8BZ
t: 07876673354





7.00 m



3.50 m

7m

DESCRIPTION

7m Diameter Dome

FOOTPRINT AREA

38.5m²

STANDING AREA

38.5m²

VOLUME

90m³

CAPACITY

50 @2 ppl per Sq. m

LOADING

20 Kg per node


SCALE

1:100

THE DOME COMPANY

Unit 4 Station Yard
Station Road
Halesworth
Suffolk IP19 8BZ
t: 07876673354

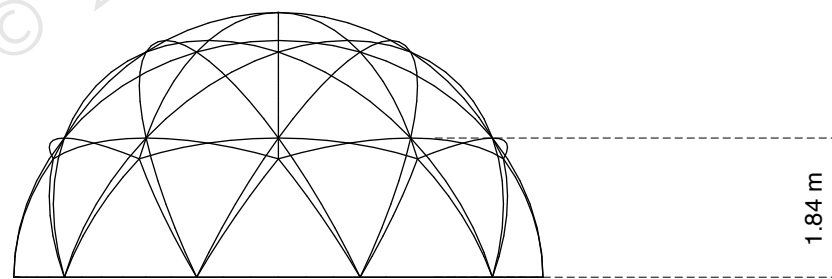
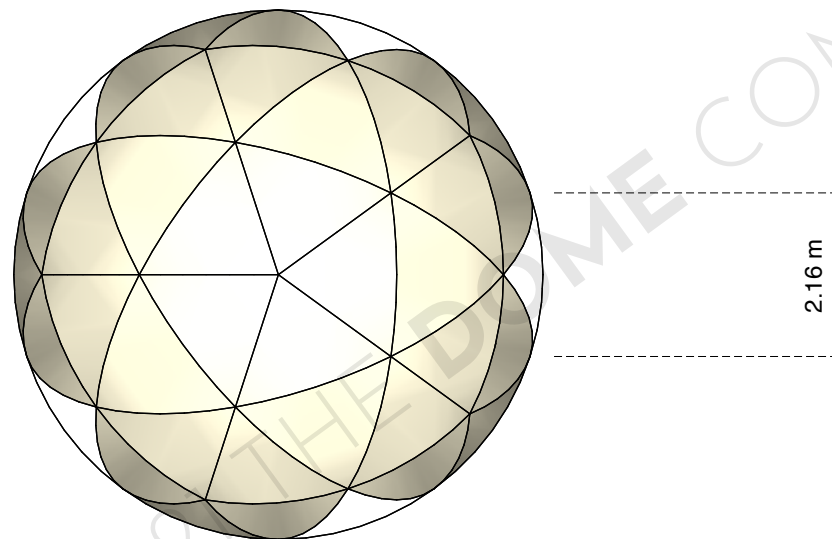
A0.1



7m

DOORS

5
H 1.84m x W 2.16m



THE DOME COMPANY
Unit 4 Station Yard
Station Road
Halesworth
Suffolk IP19 8BZ
t: 07876673354

A0.2